

Step 1: Please click the link for Objection Tracking- Shown as below

**Southern Railway Departmental Examination**

**New** [Link for Objection Tracking for Departmental Examination held on 05/05/2026 & 06/05/2026](#)

*Instruction for Objection Tracking*

**Open Market Recruitment**

**General Departmental Competitive Examination (GDCE)**

Step 2: You can Download the Question Paper and Answer keys for candidate reference

**You can raise objection by clicking below**

[Login](#)

[Click here](#)

**Question Paper and Answer Set**

Post Name	Date of Exam	Shift	Question QP	Answer Set
CLI Elec Mas A	05 May 2026	Shift1	<a href="#">PYS355AATF_CLI_Elec_MAS_5th_May_2026_A.pdf</a>	<a href="#">PYS355AATF_CLI_Elec_MAS_5th_May_2026_A_keyTemplate.pdf</a>
CLI Elec Mas B	05 May 2026	Shift1	<a href="#">PYS355AATF_CLI_Elec_MAS_5th_May_2026_B.pdf</a>	<a href="#">PYS355AATF_CLI_Elec_MAS_5th_May_2026_B_keyTemplate.pdf</a>
CLI Elec Mas C	05 May 2026	Shift1	<a href="#">PYS355AATF_CLI_Elec_MAS_5th_May_2026_C.pdf</a>	<a href="#">PYS355AATF_CLI_Elec_MAS_5th_May_2026_C_keyTemplate.pdf</a>
CLI Elec Mas D	05 May 2026	Shift1	<a href="#">PYS355AATF_CLI_Elec_MAS_5th_May_2026_D.pdf</a>	<a href="#">PYS355AATF_CLI_Elec_MAS_5th_May_2026_D_keyTemplate.pdf</a>
Sr Instructor TRS Elec HQ A	05 May 2026	Shift1	<a href="#">8KA355B4TB_Senior_Instructor_TRS_Electrical_A.pdf</a>	<a href="#">8KA355B4TB_Senior_Instructor_TRS_Electrical_A_keyTemplate.pdf</a>
Sr Instructor TRS Elec HQ B	05 May 2026	Shift1	<a href="#">8KA355B4TB_Senior_Instructor_TRS_Electrical_B.pdf</a>	<a href="#">8KA355B4TB_Senior_Instructor_TRS_Electrical_B_keyTemplate.pdf</a>
Sr Instructor TRS Elec HQ C	05 May 2026	Shift1	<a href="#">8KA355B4TB_Senior_Instructor_TRS_Electrical_C.pdf</a>	<a href="#">8KA355B4TB_Senior_Instructor_TRS_Electrical_C_keyTemplate.pdf</a>
Sr Instructor TRS Elec HQ D	05 May 2026	Shift1	<a href="#">8KA355B4TB_Senior_Instructor_TRS_Electrical_D.pdf</a>	<a href="#">8KA355B4TB_Senior_Instructor_TRS_Electrical_D_keyTemplate.pdf</a>
CCTC MDU A	05 May 2026	Shift2	<a href="#">UZS355R5GW_CCTC_MDU_5th_MAY_2026_A.pdf</a>	<a href="#">UZS355R5GW_CCTC_MDU_5th_MAY_2026_A_keyTemplate.pdf</a>
CCTC MDU B	05 May 2026	Shift2	<a href="#">UZS355R5GW_CCTC_MDU_5th_MAY_2026_B.pdf</a>	<a href="#">UZS355R5GW_CCTC_MDU_5th_MAY_2026_B_keyTemplate.pdf</a>
CCTC MDU C	05 May 2026	Shift2	<a href="#">UZS355R5GW_CCTC_MDU_5th_MAY_2026_C.pdf</a>	<a href="#">UZS355R5GW_CCTC_MDU_5th_MAY_2026_C_keyTemplate.pdf</a>
CCTC MDU D	05 May 2026	Shift2	<a href="#">UZS355R5GW_CCTC_MDU_5th_MAY_2026_D.pdf</a>	<a href="#">UZS355R5GW_CCTC_MDU_5th_MAY_2026_D_keyTemplate.pdf</a>
Goods Train Manager Optg PGT A	05 May 2026	Shift2	<a href="#">A4Z3556UG9_Goods_Train_Manager_Optg_PGT_5th_Ma</a>	<a href="#">A4Z3556UG9_Goods_Train_Manager_Optg_PGT_5th_Ma</a>

Step 3: Press **Click here** for Logging in to raise the objections

You can raise objection by clicking below

Login
 
[Click here](#)

Question Paper and Answer Set

Post Name	Date of Exam	Shift	Question QP	Answer Set
CLI Elec Mas A	05 May 2026	Shift1	PYS355AATF_CLI_Elec_MAS_5th_May_2026_A.pdf	PYS355AATF_CLI_Elec_MAS_5th_May_2026_A_keyTemplate.pdf
CLI Elec Mas B	05 May 2026	Shift1	PYS355AATF_CLI_Elec_MAS_5th_May_2026_B.pdf	PYS355AATF_CLI_Elec_MAS_5th_May_2026_B_keyTemplate.pdf
CLI Elec Mas C	05 May 2026	Shift1	PYS355AATF_CLI_Elec_MAS_5th_May_2026_C.pdf	PYS355AATF_CLI_Elec_MAS_5th_May_2026_C_keyTemplate.pdf
CLI Elec Mas D	05 May 2026	Shift1	PYS355AATF_CLI_Elec_MAS_5th_May_2026_D.pdf	PYS355AATF_CLI_Elec_MAS_5th_May_2026_D_keyTemplate.pdf
Sr Instructor TRS Elec HQ A	05 May 2026	Shift1	8KA355B4TB_Senior_Instructor_TRS_Electrical_A.pdf	8KA355B4TB_Senior_Instructor_TRS_Electrical_A_keyTemplate.pdf
Sr Instructor TRS Elec HQ B	05 May 2026	Shift1	8KA355B4TB_Senior_Instructor_TRS_Electrical_B.pdf	8KA355B4TB_Senior_Instructor_TRS_Electrical_B_keyTemplate.pdf
Sr Instructor TRS Elec HQ C	05 May 2026	Shift1	8KA355B4TB_Senior_Instructor_TRS_Electrical_C.pdf	8KA355B4TB_Senior_Instructor_TRS_Electrical_C_keyTemplate.pdf
Sr Instructor TRS Elec HQ D	05 May 2026	Shift1	8KA355B4TB_Senior_Instructor_TRS_Electrical_D.pdf	8KA355B4TB_Senior_Instructor_TRS_Electrical_D_keyTemplate.pdf
CCTC MDU A	05 May 2026	Shift2	UZS355R5GW CCTC MDU_5th_MAY_2026_A.pdf	UZS355R5GW CCTC MDU_5th_MAY_2026_A_keyTemplate.pdf
CCTC MDU B	05 May 2026	Shift2	UZS355R5GW CCTC MDU_5th_MAY_2026_B.pdf	UZS355R5GW CCTC MDU_5th_MAY_2026_B_keyTemplate.pdf
CCTC MDU C	05 May 2026	Shift2	UZS355R5GW CCTC MDU_5th_MAY_2026_C.pdf	UZS355R5GW CCTC MDU_5th_MAY_2026_C_keyTemplate.pdf
CCTC MDU D	05 May 2026	Shift2	UZS355R5GW CCTC MDU_5th_MAY_2026_D.pdf	UZS355R5GW CCTC MDU_5th_MAY_2026_D_keyTemplate.pdf
Goods Train Manager Optg PGT A	05 May 2026	Shift2	A4Z3556UG9_Goods_Train_Manager_Optg_PGT_5th_Ma	A4Z3556UG9_Goods_Train_Manager_Optg_PGT_5th_Ma

Step 4: Enter Candidate Unique ID and HRMS ID for login


**Login**

Kindly login to view application/assessment related activities

\* Your HRMS ID will be your first-time login password. Kindly change your password with combination of alpha ,numeric, Symbolic, upper case & lower case with minimum length of 8 character(for e.g. Pass@1234 etc.)

**Login ID: \***

**User Password: \***




Type characters as shown in image

**LOGIN**

**FORGOT USER ID/PASSWORD**


Step 5: You can view Applicant details and Objection form:-

a) For Applicant details- Click as shown below



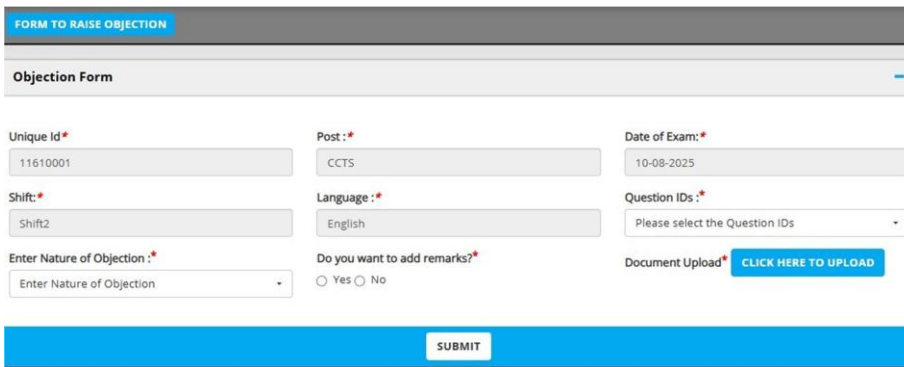
The screenshot shows a navigation bar with two tabs: 'APPLICANT DETAILS' and 'OBJECTION FORM'. The 'APPLICANT DETAILS' tab is selected and highlighted with a red circle. Below the navigation bar, the text 'Objection Form' is displayed. At the bottom of the page, there is a dark blue bar with the text 'Your Selection' and a green '+ ' icon.

b) For Objection form- Click the green '+' sign as shown below



The screenshot shows a navigation bar with two tabs: 'APPLICANT DETAILS' and 'OBJECTION FORM'. The 'OBJECTION FORM' tab is selected and highlighted with a red circle. Below the navigation bar, the text 'Objection Form' is displayed. At the bottom of the page, there is a dark blue bar with the text 'Your Selection' and a green '+ ' icon.

Step6: To raise Objection Click Objection form and raise the objection on incorrect questions with valid proof (upload within 1MB) and press submit.



The screenshot shows the 'FORM TO RAISE OBJECTION' interface. The title 'Objection Form' is displayed at the top. Below the title, there are several input fields and a submit button:

- Unique Id\*:** 11610001
- Post :\*:** CCTS
- Date of Exam:\*:** 10-08-2025
- Shift:\*:** Shift2
- Language :\*:** English
- Question IDs :\*:** Please select the Question IDs
- Enter Nature of Objection :\*:** Enter Nature of Objection
- Do you want to add remarks?\***:  Yes  No
- Document Upload\***: [CLICK HERE TO UPLOAD](#)

A blue bar at the bottom contains a white 'SUBMIT' button.